

A woman and a young girl are gardening in front of a house. The woman, wearing a red plaid shirt and yellow gloves, is kneeling and using a blue shovel to work with a large pot of purple and red flowers. The girl, wearing a pink shirt and blue jeans, is kneeling and watering the flowers with a red watering can. The house in the background has a stone facade and a blue roof. The sky is clear and blue.

# *Springtime* **HOME** *and Garden*

April 22, 2020 | A SPECIAL SUPPLEMENT TO THE

MARIES  
COUNTY

# Advocate

PAGES 1B - 16B



## Container gardening tips

Gardening is beneficial in various ways. The AARP states that some of the health perks associated with gardening include improved mood, increased vitamin D levels (which benefits bones and immune system) and reduced risk of dementia. In addition, if gardening efforts include growing herbs, fruits and vegetables, it can be a cost-effective way to eat healthy.

For gardeners without sufficient space or for those with mobility issues, container gardening can be an ideal way to grow everything from flowers to vegetables. Better Homes & Gardens says most plants are not fussy about the containers in which they grow so long as some of their basic needs are met. This means watering correctly for the type of plant, and ensuring sufficient drainage.

The following are some other ways container gardening efforts can prove successful.

- **Watch water.** Planet Natural Research Center says plants with thin leaves typically need ample water, and plants with thick leaves need less. Use this as a guideline to gauge water needs.

- **Size correctly.** Plants should be sized to the container. Consider dwarf varieties of certain plants if your containers are small.

- **Choose the right soil.** Fill containers with a commercial potting soil rather than soil from the garden. Garden soil can dry into a solid mass, while commercial mixtures have amendments like peat moss, vermiculite, compost, and other ingredients to help with soil texture and moisture retention.

- **Mix it up.** When planting containers of flowers and other greenery, Good Housekeeping says to include “a thriller, a spiller and a filler” as a good rule of thumb. The thriller is the focal point, the spiller a trailing plant, and a filler has smaller leaves or flowers to add bulk and color.

- **Poke holes.** Drainage holes are essential so that soil will not become waterlogged. Holes don’t need to be large, but there should be enough of them so that excess water can drain out readily.

- **Select the right container material.** Container materials may be affected by gardeners’ budgets, personal taste and other factors. For those who live in hot climates, selecting a light-colored container can help prevent further soil heat absorption.

Container gardening is a healthy and enjoyable activity that can pay dividends in various ways.



## overhead door doctor

in Owensville, MO

Licensed & Insured  
20 Years Experience

New Installation • Service • Repairs



### Residential & Commercial Garage Doors

Serving Gasconade and surrounding counties



For estimate, call:  
573-502-4972  
 or 573-502-4973

OverheadDoorDoc@gmail.com




**PRIVACY FENCE:** choose from Cedar or Vinyl  
**CHAINLINK FENCE:** Black or Aluminum  
 • Split Rail Fence • Custom Gates • Steel Fence  
 • Aluminum Fence • And More  
*Call today for a free estimate.*





## Why weeds can be found everywhere

The ubiquitous nature of weeds can make them seem like they can grow anywhere, and that's because they can. Weeds can grow anywhere there's room for them to sprout, including gardens, sidewalks, driveways, and parking lots. One of the things that helps weeds spread so much is how productive they can be at producing seeds. An actively growing weed plant will produce thousands of seeds and disperse those seeds throughout the season. One of the more recognizable weeds is the dandelion. During its growing season, a dandelion can effectively spread its seeds thanks in large part to the wind, which can blow seeds all over, thereby allowing a single dandelion to spread its seeds far and



wide. Penn State Extension notes that successful weed plants share many characteristics, including an ability to reproduce both sexually and asexually. Successful weed plants also are clever in terms of getting around, as their seeds can attach to people and animals and even float on water. Weeds also put up a fight when they're confronted by humans. Humans who try to pull weeds may instead break them. The broken weeds can then resprout, ultimately spreading their seeds again. The resiliency of weeds also is evident in their ability to stay dormant for long periods of time. For example, weeds can stay in the soil for years before germinating, proving that these unwelcome guests aren't just pesky, but also patient.

**MDC**

**CONCRETE CONSTRUCTION  
 FOUNDATIONS • FLATWORK  
 STAMPING • OVERLAYING**

**Also  
 Skid Steer  
 & Backhoe  
 Services**

◆ **FREE Estimates** ◆

**573-646-9967 or 573-259-8688**

## Save **BIG** on what you need this **Spring!**

Spring is in the air, and you know what that means: you'll find outstanding deals on trimmers, blowers, zero-turn mowers and more when you visit Wansing Small Engines. Whether you're a professional or a landowner, you can save big on the world's most trusted power equipment brand.



Sales • Parts • Service for all Brands

**WANSING SMALL ENGINES**

Vienna - 573-422-6001 ~ Cell - 573-368-9380





## Three perennial pointers

Gardening is an engaging hobby that can provide a host of benefits, some of which may surprise even the most devoted gardeners. For example, the Harvard Medical School notes that just 30 minutes of gardening activities burns 135 calories, making gardening a fun and simple way to incorporate more exercise into your daily routine. In addition, scientists have long proven that gardening releases the hormones serotonin and dopamine in the brain, each of which are associated with improved mood.

Perennial gardens can be especially attractive to seasoned gardeners and novices. Perennials are plants that come back year after year, and committing to a perennial garden can ensure people stick with gardening for the long haul, reaping all of the rewards that come with making such a commitment.

Before planting a perennial garden, those new to gardening may want to consider these three tips.

### 1. Make a plan.

A perennial garden comes back year after year, which means any mistakes you make when planting are likely to haunt you year after year as well. Factors like space and location must be considered before planting. Many gardeners utilize garden planning

applications like GrowVeg to make the process of planning a garden simpler and more organized. Such applications can be especially useful for novices.

### 2. Consider aesthetics.

Gardens can be awe-inspiring, especially when gardeners consider aesthetics prior to planting. The DIY Network advises gardeners to consider scale before choosing which perennials to plant. Tall plants and wide beds tend to look best outside large homes, while short plants in small beds tend to look better outside small homes.

### 3. Work with a professional.

Local garden centers can be excellent resources when planning perennial gardens. Representatives at such businesses can offer tips on native plants, which will be more likely to thrive year after year than non-natives. Such representatives also can help you choose the right plants based on the amount of sunlight the plants will likely get after being planted. Each of these factors can be easily overlooked by people without much gardening experience.

Perennial gardens can provide years of joy and inspiration, especially when gardeners give ample attention to certain details prior to planting.

**Commercial and Residential Landscaping, Bobcat Work, Irrigation, Rock Walls, Snow Removal**

**897-4083**  
Home

**619-4122**  
Mobile

*Free Estimates  
Licensed & Insured*



Dale Rost  
**LANDSCAPING LLC**

P.O. Box 1162 • Linn, MO 65051



## Complete Home Financing Solutions


all together under one roof

Whether you're thinking of buying, improving or refinancing, we have the terms and rates to put your plans into action.

**The Maries County Bank**

*Pride in our past... Investing in your future.*

[www.mariescountybank.com](http://www.mariescountybank.com) | 844.836.9401



Vienna | Belle | Argyle | Owensville | St. James  
Vichy | St. Robert | Richland | Iberia | Dixon





**GEOSMART**  
ENERGY


Environmentally friendly comfort and savings at home. GeoSmart Energy's variety of attractive and stylish residential systems provide the perfect fit for your family. With GeoSmart Energy system you'll not only conserve energy, but you'll experience enhanced comfort and safe, quiet operation with a system that's environmentally responsible.

Take advantage of the  
30% Federal Tax Credit  
before it is to late!



*Ask us about our Maintenance Agreements*



turn to the experts 

**\$75**  
Preventative  
Maintenance Checks

**BRANDT**  
HEATING, AIR CONDITIONING & FIREPLACES  
Sales \* Service \* Installation  
**573-301-1388**

brandhvac@outlook.com • www.brandthvac.com

**BRANDT**  
HEATING, AIR CONDITIONING & FIREPLACES  
Sales \* Service \* Installation  
**573-301-1388**

brandhvac@outlook.com • www.brandthvac.com

**Come by our office and look through our many designs of interior fireplaces for your home!**

**Dimplex**

INNOVATIVE HEATING AND COOLING



**EMPIRE**

COMFORT SYSTEMS



**BRANDT**  
HEATING, AIR CONDITIONING & FIREPLACES  
Sales \* Service \* Installation  
**573-301-1388**

brandhvac@outlook.com • www.brandthvac.com




## A lesson in building a backyard retaining wall

Flat, even landscapes are often coveted in backyards. However, flat backyards are not always so easy to find. Fortunately, varied terrain does not mean that certain landscaping plans are entirely off limits, especially for homeowners willing to build retaining walls.

Retaining walls help turn steep slopes in a yard into terraced focal points. They also can reduce soil erosion in hilly areas and can be used for aesthetic purposes, like raised planters, or to create more usable space within the yard. When an inground pool or pond is cut into a backyard hill, a retaining wall helps keep the remaining portion of that hill from collapsing into the cut-away area.

See **Wall** Page 7B



(573) 646-3684  
or 646-3578

Bland, Mo. 65014

RESIDENTIAL OR  
COMMERCIAL

Concrete  
Footings &  
Walls

Basement  
Foundations  
Retaining Walls  
10 Foot Forms



**Home improvement is hard work.  
Getting a loan shouldn't be.**



**MID AMERICA BANK**  
midambk.com

Member  
**FDIC**

## Wall • from page 6B

When contemplating retaining wall projects, a lesson in physics and engineering may be needed. A sturdy and long-lasting retaining wall needs to be built in a way that will take into consideration the force of the soil and the point at which the soil will begin to slide away, advises the experts at The Family Handyman. If these calculations seem beyond the scope of your ability, installation of a retaining wall is a job best left to a professional. If you are ready to forge ahead, these tips can get you started. However, it's important to note the potential benefits of working with others who have already built a retaining wall.

- Safety first: Call to have underground utilities plotted and marked before beginning any excavation.

- Map out your trench and begin to dig. The trench should have a level, compacted base as it will be the foundation for which the retaining wall materials, be they blocks, bricks or wood, sit in. A

crushed stone base will help anchor the courses and serve to promote drainage. The Family Handyman says to bury the first course of the retaining wall one-tenth the height of the wall to prevent soil behind it from pushing the bottom out.

- Check for level. When placing blocks or timbers, make sure they are even with the first and periodically check for level as you go, advises the home improvement retailer **Lowes®**.

- Stagger and set back. The next row of blocks or material should be positioned so that the joints are staggered for blocks, bricks or wood. A masonry blade will be needed to cut the harder materials; a circular saw will cut timber. Also, work against gravity by setting the second course slightly back from the first to help push back against the soil that is trying so hard to push forward. Repeat the process as each level is placed. Many retaining wall products are made with a lip to create this set back.



## Did you know?

Oxygen is essential for the roots of grass to breathe and grow strong enough to support healthy lawns. But according to the Center for Agriculture, Food and the Environment at the University of Massachusetts Amherst, compacted soil can produce a decrease in oxygen content that can make it hard for roots to thrive. Soil compaction can result from a number of activities, including walking on grass or driving or parking vehicles on grass. When soil is compacted, it breaks into small particles that reduce the amount of pore space in the soil. That makes it hard for water, oxygen and nutrients to get through, threatening the strength of the roots and putting the grass in jeopardy. Aerating a lawn can help homeowners foster strong root growth and healthy grass. When to aerate may be contingent upon local climate, so homeowners who suspect the soil in their yards is compact should consult with a local landscaping professional to determine the best time to aerate their lawns.

- Go with the grade. For especially steep slopes, a gradual step-up design may be more secure and more appealing than a very tall retaining wall. Each level of a stepped design should be done like the first.

- Backfill with stone for drain-

age. Using a layer of stone behind the retaining wall can help successfully direct water away so it will not increase the weight of the soil behind the wall and push against the retaining wall, advises The Home Depot.

Retaining walls serve different

purposes in a yard. Building such a wall requires planning and careful execution to ensure the job is done correctly.

# BIGGEST SALE OF THE YEAR

SPRING SALES EVENT

**TimeCutter® MX5000**  
model 75751 • MSRP \$3,199

## \$2,999

- 24 hp Kohler engine
- 50" all welded "Ironforged™" deck
- 18" handcrafted seat



**TimeCutter® MX6050**  
model 75760 • MSRP \$4,199

## \$3,999

- 24.5 hp Toro engine
- 60" all welded "Ironforged™" deck
- 18" handcrafted seat
- 20" tires



**Both mowers come with a 3-Year, Unlimited Hour Residential Warranty**



COUNT ON IT.

[www.toro.com](http://www.toro.com)

*Before you buy a mower ask yourself, who will service it?*

We Stand Behind Every Mower We sell with Service You Can Trust & Parts.

**Rosebud Tractor & Equipment Company**  
241 Hwy. 50  
Rosebud, MO 63091  
573-764-3393



**RTE of Linn**  
1325 Main Street  
Linn, MO 65051  
573-897-2249

\*In stock mowers only for this special sale. Spring sales event valid 3/15/20 - 4/30/20

[www.RosebudTractor.com](http://www.RosebudTractor.com)



## Seven things to consider when buying a shed

Backyard sheds can be useful assets. Sheds can create storage space in the garage, basement or other areas of the house that have become gathering spots for gear typically used outdoors. Sheds are ideal for housing mowers, tools and even pool-care equipment. But they can be put to other uses as well, such as being key spots to engage in hobbies or even as a child's clubhouse.

Various factors should be considered before building or buying a shed. A storage shed can be a significant investment. Once placed, sheds may remain in their dedicated spots for years to come. That means careful thought should go into the planning process.

1. Check your local building codes first. Before you accumulate building materials or order a shed, be sure to know the ins and outs of shed codes. The codes may impact the shed's placement, construction, the materials used, size, and numerous other factors. It's much easier to amend plans beforehand than

See **Shed**, Page 9B

DISCOVER THE STRENGTH AND DURABILITY OF

**HD Atlas Panel**  
 MANUFACTURED BY LANE BUILDING PRODUCTS



We take pride in offering top quality products at competitive pricing with fast and efficient service.

**OFFERING:**

- Sheet Metal Roofing and Siding-cut to lengths
- Custom Made Trim
- Screws, Track and Trolley Doors, Windows and Insulation

**Not all metal is created equal.**

**LANE BUILDING PRODUCTS INC.**

**(573) 437-4147** Hwy. 28 West Owensville, MO

**5-STAR BUILDINGS.COM**

**PICK UP A BROCHURE**  
 at Maciejewski's parking lot  
 (corner of Hwy 28 & Krausetown Road in Owensville)



Choose from: Lakeside Cabins, Portable Garages, Storage Buildings, Garden Sheds, Steel Carports, Customized Buildings and more!



201 N. Franklin Ste. 5 • Cuba, MO 65453

**573-885-1000**

5StarBuildings.com



## Did you know?

When planning spring landscapes, homeowners should always group plants with similar water needs together. According to the U.S. Department of Energy, grouping plants with similar water needs together helps to conserve water, which can be an especially useful strategy if or when drought restrictions go into effect in summer. Homeowners also can embrace additional strategies to landscape with water conservation in mind. For example, aerating soil helps to improve water flow to plants' roots and reduces water runoff, helping to ensure that plants get all of the water they need while reducing the likelihood that homeowners will have to use excessive amounts of water to keep plants healthy. In addition, using low-water-using types of grass can help homeowners who live in areas prone to drought conserve water while still maintaining lush, green lawns.

### Shed • from page 8B

to face the hassle and expense after learning you did things incorrectly.

2. Choose placement wisely. Spend several days assessing the yard and thinking about the uses for the shed. If you plan to store pool floats and chemicals inside of the shed, it should be located close enough to the pool to be convenient. Look at the lay of the land. If there is a soggy patch of land that can turn swampy under the shed's foundation, that is a poor location choice. If you need access to electricity, placing it far away from the house could necessitate running expensive wiring.

3. Consider the design. Just because a shed is for storage doesn't mean aesthetics should be overlooked. Choose a shed style that complements your home. You may also want to match certain architectural features, like arched doorways or dormers. Design also may relate to practicality. For instance, storing a riding mower inside may necessitate dual doors that open widely.

4. Invest in quality materials. Spending a little more and using quality materials can ensure it lasts long enough to be cost-effective. The right materials will be resistant to splitting, cracking, decay, and insect damage.

5. Prepare the site well. A proper foundation for the shed is almost as important as the shed itself. You cannot just drop the shed on the lawn and leave it, as the shed can sink or structural issues may arise if it is placed on a weak base.


6. Blend into the environment. Surround the shed with shrubs or plants so that it blends into the yard and complements the space.

7. Deck out the interior. Use every storage tool at your disposal to maximize floor, wall and even rafter space for storage. Plan where items will be kept and customize the storage

options around those locations.

Sheds can be an asset and improve storage capability in the backyard.

*Your One Call  
Contractor*



**K Brown  
Contracting,  
LLC**

Kevin Brown, Contractor  
General Contracting of All Types

- Log Homes
- New Homes
- Remodeling

**Fully Insured**

*Over 20 Years of Experience for  
All of Your Building Needs*

**4 Foot Foundation Walls  
Dump Truck and Skid  
Steer**

**573.578.5655**

Belle, MO 65013

# Complete Home Financing Solutions...



all just a phone call away

Whether you're thinking of buying, improving or refinancing, we have the terms and rates to put your plans into action.

Now is the perfect time to act.

**Call any of our lenders or  
apply online today!**

Your local family owned bank



**LEGENDS  
BANK**

[www.legendsbk.com](http://www.legendsbk.com)

204 S. Alvarado • Belle • 573-859-3311  
1950 Hwy. 63 • Westphalia • 573-455-2358

Find us on:



MEMBER  
FDIC



• Linn • Belle • East Linn • Loose Creek • Rolla  
• Jefferson City • Owensville • Taos • Union • Westphalia

## GARDEN SOLUTIONS APRIL

# Vegetable gardening is making a comeback

Vegetable gardening is making a comeback, and this new fascination is like the Victory Garden rage of yesteryear. Not just because of COVID-19, another contributor to this fascination is the fact that more and more people are concerned with what they put on the family table. When you grow it yourself, you control what goes in the soil and on the plants, and you get to pick a much broader selection of vegetable varieties. They taste a whole lot better home grown.

If you're thinking of growing a vegetable garden this year, you are not alone. Start small and expand as your interest and time permit. No summertime garden is complete without tomatoes. Also, bush cucumbers will fit in small gardens and so will the bush summer squash varieties. They can be planted in nontraditional garden areas like flowerbeds or as a small addition to the landscape. You can interplant lettuce plants with your impatiens and harvest them long before the impatiens covers the area. You'll get some salad greens and kill two birds with one stone. Taking care of the impatiens ensures the lettuce is never neglected. In short, a vegetable garden can find its way into every area of your home's landscape — whether it's confined to its own area, combined into the annual



by **Sandi Hillermann McDonald**  
Hillermann Nursery & Florist

or perennial gardens that you already have, or planted in containers on your deck or patio - it will provide the ultimate in fresh vegetable taste, and the safest vegetables you can produce for your family table.

Hang out your hummingbird feeders the first of this month. Use a solution of one-part sugar to four-parts water for the nectar. Change the solution frequently to keep it from fermenting. Food coloring is not needed, nor

is it recommended for the birds. Asparagus and rhubarb harvest can begin. Keep your hoe sharp. Start cucumber, squash, and cantaloupe and watermelon seeds indoors this month. The last week of April is a good time to try an early sowing of warm season crops in the garden such as green beans, sweet corn, etc. You can begin to plant transplants of tomatoes, eggplants, peppers and sweet potatoes outdoors now. This can continue through the month of May. This is truly the year of the garden. So, reap your own harvest and enjoy the scrumptious flavors of your own produce. Remember, that Natural Gardening will keep your family safe, so check out what organic options are available to you! There are many.

Enjoy!  
See you in the garden...

*"Flowers always make people better, happier, and more helpful; they are sunshine, food and medicine for the soul." — Luther Burbank*

**Why** should you care about **electrical safety**?

because they depend on **you** to know

Electrical safety is a serious issue. Most don't fully appreciate the value until an accident or close call happens to them or someone they love.

Power yourself with knowledge and teach those who depend on you how to stay safe. Contact your electric cooperative to learn more.

Three Rivers Electric Cooperative

With offices in Linn and Brazito • (501) 892-2251 • [threeriverselectric.com](http://threeriverselectric.com)

**Stop Throwing Money Out the Window.**

Insulate Today More for a Comfortable & Energy-Efficient Home All Year!

- Blown-in Fiberglass
- Fiberglass Batts
- Attics • Sidewalls
- Crawl Spaces
- New & Old Construction

**FULLY INSURED • FREE ESTIMATES**

**30+ Years In Business**

**WILLIAMS INSULATION**

411 Piazza Rd. • St. James, Mo. **(573) 265-8940**



*“A cynic is a man who, when he smells flowers, looks around for a coffin.” — H. L. Mencken*

## How to bring beneficial bees back

Bees, birds and butterflies play integral roles in pollinating many of the crops humans rely on for sustenance. The National Pollinator Garden Network, through the National Wildlife Federation, recently launched the Million Pollinator Garden Challenge, an effort to increase the amount of nectar and pollen food sources as the organization aims to reverse the alarming decline of pollinators such as honey bees, native bees and monarch butterflies.

Many people are afraid of bees because of their propensity to sting. Unlike their wasp and yellow-jacket cousins, honeybees and bumblebees are much more docile and content to hop from bloom to bloom without paying humans any mind. The only time such bees may resort to stinging is if someone inadvertently steps on them.

Bees are beneficial for yards. Gardener’s Supply Company says one out of every three bites of food humans take depends on a pollinator. That’s because about 150 crops grown in the United States depend on pollinators. Even though there are 4,000 species of native or wild bees in the continental United States, many populations are in decline. According to the Pollinator Partnership, various areas of North America have lost more than 50 percent of their managed honeybee colonies in the past 10 years.

Bringing these important pollinators back will take a little work, but it is possible.

- Plants that offer cover can be attractive to bees that desire a respite from the sun and heat. Coleus and other ground cover offerings can be handy.

- Offer water in shallow dishes, as even bees need a cool drink to stay hydrated.

- Bees like various plants, so plant more than one species. Some plants that bees tend to like include alyssum, aster, geranium, bee balm, poppies, and clover.

- When planting, include some native species.

- Brush piles, dry grasses and dead woods offer nesting areas for bees.

- The Gardener’s Supply Company also says that bees find blue, purple and yellow flowers most appealing. Opt for more of these hues when planning gardens.

- Above all, avoid using pesticides in the yard. Even organic ones can be toxic to bees and other pollinators, and they may contribute to colony collapse disorder.

With these techniques in mind, homeowners can attract more bees to their yards and gardens, which can benefit bees and humans alike.

DELIVERING QUALITY EQUIPMENT.  
★ THAT’S OUR HERITAGE ★

1 SERIES TRACTORS

**\$300 off<sup>1</sup>**  
**+ 0% for 60 mos.<sup>2</sup>**

MADE FOR AMERICA

*Get free delivery when you buy online!*

X300 SELECT SERIES™ LAWN TRACTORS

**\$300 off<sup>3</sup>**

Z900 COMMERCIAL ZERO-TURN MOWERS

**\$500 off<sup>4</sup>**

Legendary Products. Extraordinary Service.  
Find a location near you or request a quote at [HeritageTractor.com](http://HeritageTractor.com)

JOHN DEERE | Heritage TRACTOR

(1) Offer available on qualifying purchases made between February 4, 2020 to April 30, 2020. Prices and models may vary by dealer. Save \$300 USD on 1025E and 1025R only. This can only be combined with the regular installment options. Sales made to government agencies, company direct sales or other businesses/agencies that participate in John Deere's Special Discount Program or Rental Business Program are not eligible. Some restrictions apply. See participating dealer for details and other financing options. Offer is available only at participating United States dealers. Prices and savings are in U.S. dollars. (2) Offer valid on qualifying purchases made between February 4, 2020 to April 30, 2020. Subject to approved installment credit with John Deere Financial. No down payment required. \$16.67 per month for every \$1,000 financed. 0% APR for 60 months only. Taxes, freight, setup and delivery charges could increase monthly payment. Sales made to government agencies, company direct sales or other businesses/agencies that participate in John Deere's Special Discount Program or in John Deere's Rental Business Program are not eligible. Available at participating U.S. dealers. Prices and models may vary by dealer. Offer available on new equipment and in the U.S. only. Prices and savings in U.S. dollars. (3) Offer valid on qualifying purchases made between March 3, 2020 to April 30, 2020. Subject to approved credit on a Revolving Plan account, a service of John Deere Financial, f.s.b. For consumer use only. No down payment required. Interest will be charged to your account from the purchase date at 17.90% APR if the purchase balance is not paid in full within 12 months or if your account is otherwise in default. Available at participating U.S. dealers. Prices and models may vary by dealer. Offer available on new equipment and in the U.S. only. Prices and savings in U.S. dollars. (4) Offer available from March 3, 2020 to April 30, 2020. \$500 off the purchase of a new Z900M or Z900R ZTrak Mower from a participating John Deere dealer between March 3, 2020 to April 30, 2020. Available at participating John Deere dealers in the U.S. Dollars off will be deducted from the agreed upon purchase price. Some restrictions apply, see your participating John Deere dealer for complete details. HTR6X100408MCA-4C



## Five outdoor projects that add value

Exterior renovations can enhance the appearance of a property and make it more enjoyable for homeowners. Certain renovations have the potential to add value to a home, while others may do the opposite. Learning which one have the largest return on investment can help homeowners select features that will have the most positive impact.

Curb appeal goes a long way toward attracting potential buyers. According to the National Association of Realtors, first impressions of a property have a strong influence on buyers. Landscaping and external features can do much to influence such impressions. .

- **Lawn care program:** Investing in a lawn care program that consists of fertilizer and weed control application and can be transferred over to a subsequent

See **Projects**, Page 113B

### WE GO OUT ON A LIMB FOR YOU!

- **TREE TRIMMING & REMOVAL**
- **STUMP GRINDING**
- **FREE ESTIMATES**

*Fully Insured For Your Protection*



## FEELER TREE SERVICE

**(573) 864-2759**  
or (573) 859-3798

33449 Hwy. 28 E. • Belle  
Jim Robertson

### Creating Beautiful Kitchens for 35 Years!



# Custom Cabinets

Let us create beautiful, custom-made cabinets for every room in your home. Choose your style, color and the perfect finishing touches. Our quality products and service are guaranteed.

## Green Cabinet Shop

Hwy. 28 , Belle, Missouri **(573) 859-6459**





## The dangers of mowing too low

Spring marks the return of many things. Trees and flowers begin to bloom again in spring, while warmer temperatures are welcomed back with open arms. Grass also begins to grow again in the spring. That means it's not too long before homeowners have to dust off their lawn mowers and get to work. Those who don't necessarily enjoy mowing the lawn may be tempted to cut their grass very low, as doing so can mean longer intervals between mowing sessions. However, mowing grass too low can have a very adverse effect on a lawn.

- Cutting too low can injure the grass. Cutting grass too low can injure the grass, creating what's essentially a domino effect of problems to come. Injured grass will focus on its recovery efforts, thereby making it vulnerable to other issues.

- Cutting too low promotes weed growth. Injured grass is vulnerable to invaders,

including weeds and insects. Weeds and insects can attack grass as it recovers from injury, and before homeowners know it, their lawns are overcome with a host of problems.

- Cutting too low allows crabgrass to thrive. Crabgrass needs ample sunlight to grow. By cutting grass too low, homeowners may unknowingly be promoting crabgrass growth. Crabgrass is unsightly and can rob surrounding grass of the moisture it needs to grow. So lawns cut too low may not only lose their lush appeal thanks to the unattractive appearance of crabgrass, but also because areas surrounding the crabgrass patches might turn brown due to lack of water.

- Cutting too low can stress the grass. Cutting too low also makes lawns vulnerable to summer heat. Without blades tall enough to block some of the summer sun, grass can quickly succumb to summer heat, leading to dried out, discolored lawns.

### Projects • from page 12B

home owner is an attractive feature. NAR says such a care program can recover \$1,000 in value of the \$330 average cost, or a 303 percent ROI.

- Low-maintenance lifestyle: When choosing materials for projects, those that offer low-maintenance benefits can be preferential. These include low-maintenance patio materials, composite decking, vinyl fencing, and inorganic mulched beds.

- Fire pit: A fire pit can be used for much of the year. In the spring and summer, the firepit is a great place to congregate to roast marshmallows or sip wine and gaze into the fire. In the fall, the fire pit can make for a cozy retreat. A fire pit that has a gas burner is low-maintenance, and the National Association of Landscape Professionals says that most can recoup about \$4,000 of their \$6,000 average price tag.

- Softscaping: Hardscaping refers to structures like outdoor kitchens or decks. Softscaping involves the living elements of the landscape. Hiring a landscape designer to install trees, shrubs, natural edging, and rock elements can do wonders toward improving the look and value of a home.

- Pool or water feature: In certain markets, particularly hot climates, a pool or another water feature is a must-have. However, in other areas where outdoor time is limited, a pool or water feature can actually lower the value of a home. Speaking with a real estate professional can give homeowners an idea of how a pool will fare in a given neighborhood.

Outdoor improvements can improve the marketability of a home, as well as enhance its appearance and function.

**FREE COUPON**

Celebrating 20+ YEARS of Service

**Central Missouri Septic Service, Inc.**  
 Septic Tank Pumping & Disposal  
**FARM — RESIDENTIAL — COMMERCIAL**  
 Portable Toilet Rental • Aerator Unit Replacement • Risers & Lids  
 • Lagoons • Drain Cleaning • Effluent Filters • Grease Traps

Did you know Septic Tanks need to be pumped every 3 to 5 Years?

**FREE SEPTIC TANK ADDITIVE** to FFA Members at time of pumping with this ad (\$45 VALUE, WHILE SUPPLIES LAST)

**1ST CLASS SERVICE**

**SERVING CENTRAL MISSOURI**  
**Toll Free: 1-888-892-8587**  
 State Certified Local: 573-764-3407-573-764-2534

**FREE COUPON**

# B&H

## Thanks

to all the local farmers who have given so much support to our business over the past 30+ years!

- Complete Water Well Installation
- Repair On Existing Equipment
- Geo Thermal Wells & Looping
- Cobett Waterers and Water Lines Installed

**We Hope We Can Help In The Future!**

*Serving all of Mid Missouri*

**FREE ESTIMATES ON NEW WELLS**

**455-9111 • 897-3793**  
**bhwelldrilling.com**

## Tips to successfully grow tomatoes

Slicing into the first tomato of the season is a much anticipated moment for gardeners. Tomatoes are among the most popular fruit or vegetable plants grown in home gardens. Much of that popularity may be credited to the fact that red, ripe tomatoes have a delicious, juicy flavor that serves as the basis for all sorts of recipes. And since tomatoes can just as easily be grown in a full backyard garden or in a container on a patio or balcony, tomatoes appeal to gardeners regardless of their living situations.

While tomatoes are relatively easy to grow, they are prone to certain problems and pests. Knowledge of what to expect when planting tomatoes and how to start off on the right footing can help produce a season's worth of delicious bounty.

- Wait until after the last average frost date. Tomatoes can be grown from seeds outdoors in warm areas, but tomato gardeners often find success starting seeds indoors six to eight weeks before the last frost date. Gradually introduce seedlings to the elements for a few hours each day, increasing the duration of time outside. Then they can be transplanted outdoors when temperatures are consistently over 60 F.

- Choose a sunny spot. Tomatoes love to soak up sunlight, according to The Home Depot. Place the plants in a sunny spot so they can thrive.

- Space out plants. The experts at Better Homes and Gardens say to leave anywhere from 24 to 48 inches

between plants to accommodate for growth and ensure the plants will not get stunted.

- Plant deeply. Tomatoes tend to root along their stems. If transplants are long and lean, dig a trench and lay the stem sideways in the dirt, and then bend the top of the plant upward. Snip off the lower branches and cover with soil up to the first set of leaves. This will produce extra root growth and stronger, more vital plants.

- Give the plants support. Tomato cages or stakes can help keep the leaves and fruit from touching the ground, which can cause rot and, eventually, death to the tomato plant.

- Lay down a layer of mulch. Tomatoes grow best when the soil is consistently moist. Mulch can help retain moisture from watering and rain. Mulch also will help prevent soil and soilborne diseases from splashing on the leaves and plants when it rains. While you amend the soil, make sure that it drains well and is slightly acidic.

- Prune away suckers. Tomatoes produce "suckers," which are leaves that shoot out from the main stem. Removing these leaves promotes air circulation and keeps the plant's energy focused on growing fruit.

Tomatoes are a rich addition to any garden. A few simple tricks can help even novice gardeners grow delicious tomatoes.



**Becker Millwork & Hardware**  
 573-744-5204 ~ Freeburg, MO  
[www.beckermillwork.com](http://www.beckermillwork.com)

**Building Materials**  
 Trusses  
 Roofing  
 Siding  
 Windows  
 Doors  
 Insulation

**Decking & Railing**  
 Drywall  
 Paint & Stain  
 Tubs, Showers  
 Toilets  
 Electrical & Plumbing

*All of your building needs from Frame to Finish*

**LOST HILL INSULATION**  
 Cellulose Contractor

Blown Cellulose Insulation or  
 Fiberglass Batting

**FREE ESTIMATES**  
**VERY ENERGY EFFICIENT • FIRE RETARDANT**  
**NEW HOMES OR RETRO FIT**  
**ANY STRUCTURE**

573-646-3147 or 888-568-9747 (Toll Free)  
 Ryan: 573-308-7410 Nick: 573-308-6874

## What can and cannot be composted



Avid gardeners know that compost can add vital nutrients to soil used in gardens, container plants and lawns. The fact that compost is so versatile and nutrient-dense may not even be its most admirable quality. Made from items used in and around the house, compost costs just about nothing to produce.

The raw materials that make up compost come from organic waste. These can be disposables from the garden and kitchen, as well as other areas around the house. According to the United States Environmental Protection Agency, yard trimmings and food scraps add up to 20 to 30 percent of the municipal solid waste in the United States. Turning waste into compost not only helps the landscape, but also the planet.

Compost is relatively easy to make, and there are scores of materials that can be put into compost. But it is just as essential to know which ingredients cannot be used in compost.

### Okay for compost

Most organic materials, or items that were once living, can be used in compost. Plant-based items used in cooking, such as potato peelings, carrot skins, banana peels, cocoa hulls, coffee grounds and filters, corn cobs, apple cores, egg shells, fruit peels, kelp, and nut shells, can be added to compost.

Other items from around the house, like unused kitty litter, hair, shredded newspapers and cardboard, leaves, flowers, paper, pine needles, ashes, and sawdust, can be successfully added to compost. Stick to items that are not treated heavily with chemicals.

### Should not be used in compost

Inorganic and non-biodegradable materials cannot go into compost. These are items like plastic, glass, aluminum foil, and metal. Pressure-treated lumber, although a natural material, is treated with preservatives and often pesticides that can be harmful if they leech into the garden.

The small-gardening resource Balcony Garden Web indicates coated or glossy printed papers, such as those from catalogs, magazines, wrapping paper, marketing materials, and business cards, should not be added to compost piles because of the chemicals and inks used in these pages.

Planet Natural Research Center says to avoid pet droppings from dogs and cats. Animal products like bones, butter, milk, fish skins, and meat, may decompose and start to smell foul. Maggots, parasites, pathogens, and other microorganisms can form in the compost. These materials also may attract flies and scavenger animals. Plus, they decompose very slowly.

Any personal hygiene products should be avoided because they are tainted by human fluids and that can pose a health risk.

While weeds are not harmful in compost piles, there is the risk that seeds can germinate and then infiltrate garden beds when the compost is used. The same can be said for tomato plants and some other hardy fruits and vegetables.

Compost is a winner in the garden and around the landscape. Learning which ingredients can and can't be added to compost piles is useful for any gardener.

## HEINTZ Custom Excavating & Tractor, LLC

BLAND, MO



MARK:  
 573-646-3123  
 573-694-1276  
 KALEB:  
 573-694-6042

HAULING - DOZER - EXCAVATING - BACKHOE - HIGHLIFT - BOB CAT  
 ✓ Hauling Topsoil ✓ Fill Dirt ✓ Creek Gravel ✓ Screened Gravel  
 ✓ White Rock ✓ Residential 4 Commercial ✓ Farm ✓ Mulch  
 ✓ Driveways ✓ Basements Dug ✓ and More.

**Trackhoe and Rock/Concrete Breaker Work**

## DRY FORK STEEL & SUPPLY, LLC

1360 Hwy. CC • Bland, MO 65014

BUSINESS HOURS: Mon.-Fri. 8 to 5; Sat. 8 to Noon

All your steel needs for residential, agricultural and commercial

### FOR HOME

- Porch &
- Deck Railing
- Hand Rails
- Ornamental Entry Gates
- Fencing
- Custom Deer Stands



NOW AVAILABLE: General Auto Repair



### FOR FARM

- Gates
- Panels
- Corral & Fencing Materials
- Bale Unrollers
- Bale Spears
- And More

[www.dryforksteel.com](http://www.dryforksteel.com)

email: [info@dryforksteel.com](mailto:info@dryforksteel.com)

573-417-0511



## How lawns benefit from aeration

Compacted soil can have a dramatic effect on grass. Compacted soil blocks oxygen, water and nutrients from reaching the root systems of the turf. That creates a lawn with weak roots, which make grass more vulnerable to disease and compromising its ability to withstand harsh weather.

The buildup of thatch, which is a matted layer of grass clippings and other organic debris that collects on the top of the soil, is one indicator that a lawn could benefit from aeration, a process in which the surface of the lawn is perforated to break up compacted soil and allow oxygen, water and nutrients to reach root systems. Other signs that aeration may be necessary include patches of thin grass, brown spots and a high concentration of clay in the soil.

When faced with a lawn that could benefit from aeration, homeowners may wonder if such a task lends itself to DIY or if it's best left to professional landscapers. Aerating a lawn is not always easy, and typically it involves the use of

one of three types of aerators:

- **Core aerator:** A core aerator uses hollow tines to pull plugs of soil from the lawn. The plugs are left on the surface of the lawn. Homeowners can pick up the plugs or, according to the grass seed experts at Pennington, even leave them in the yard and allow them to break down.

- **Spike aerator:** The experts at Pennington note that spike aerators employ solid, spike-like tines to poke holes in the soil. These aerators leave the spikes in the soil. Some people wear spiked aeration shoes while walking around the yard to mimic the effects of spike aerators.

- **Slicing aerator:** According to Pennington, slicing aerators employ rotating blades that slice through thatch and down into the soil. These aerators leave the soil in the ground.


Aerators can be operated manually, though professionals tend to use motorized aerators. The machines are often heavy, so homeowners should consider their health and physical ability before deciding to aerate on their own.



*Create a beautiful appearance and functional outside with long-lasting concrete!*

## A LASTING IMPRESSION

**If you're interested in installing or replacing a PATIO, SIDEWALK OR DRIVEWAY see us - your concrete specialists!**



# Osage County Concrete

**428 Hwy. 50 W • Linn • 573-897-2149**



## Exterior renovations that can improve home value

Renovating a home to improve its value can be a smart investment. Interior improvements, such as updating kitchens and baths, offer good return on investment, but there are plenty of exterior renovations that can add value to a home and give it that coveted “wow” factor.

### Landscaping

Abundant and well-planned landscaping can instantly boost curb appeal. According to the landscaping company Lawn Starter, 71 percent of prospective home buyers say a home’s curb appeal is an important factor in their buying decisions. As buyers use the internet to look for their dream homes, there’s no denying a beautifully landscaped, nicely photographed property can entice buyers to click and read more about a house.

### Address insects and minor repairs

Improving home value may come down to fixing areas of the home that can negatively affect its appeal to buyers. Hire an inspector to look at key components of the house and recommend what needs to be fixed. This way it is discovered before home buyers come in and do their own inspections. Termite

infestations, deteriorating roofs and hidden water leaks are some things that might need fixing.

### Improve the entryway

The front door is the focal point of a home’s exterior. Invest in a new door or paint it a striking color to add appeal. Remodeling magazine’s “Cost vs. Value Report 2019” indicates changing an entry door to a steel replacement can offer 74.9 percent ROI. Such a door provides visual appeal and added security — things buyers look for. In addition to the front door, make sure that the entryway has a level walkway, steps that are in good repair, accents that are free from rust or tarnish, and decorative plants.

### Outdoor lighting

Outdoor lighting can add to the ambiance of a property and serve as a security feature. Utilize different lights, such as a bright light by the entry, uplighting in trees and shrubs for drama, a light-lined path to the door to improve visibility, and motion-detection lights to improve the security of the property.

### Repaint (or reside) the exterior

A fresh coat of paint or new (or cleaned)

siding can instantly give homes a facelift. Neutral, warm and inviting colors tend to have the widest appeal. Adding manufactured stone veneer to the home can offer a 94.9 percent ROI, says Remodeling. And after doing the front door and siding, investing in a garage door replacement offers the

highest ROI of all exterior projects listed on the “Cost vs. Value Report 2019.” This improvement returns 97.5 percent when selling.

Knowing which improvements add value to a home can help homeowners tailor their efforts to those that are most financially beneficial.

## HAVENER'S

### TERMITE & INSECT CONTROL INC.

*Serving The Area Since 1959*

**Residential • Commercial • Termite Pre-Treatments**

**FREE**  
INSPECTION  
Monthly or Yearly  
Maintenance

QUEEN KING WINGED ADULT WORKER SOLDIER

**TERMINATOR**

*Your Local Pest Control Specialists*

**Owensville**  
573-437-2031

**Washington**  
636-239-2910

**Sullivan**  
573-860-2970

[www.havenerstermite.com](http://www.havenerstermite.com)



## Don't Put It Off Another Year

# AdvantEDGE<sup>®</sup> E4

Replacement Window Solutions by



**QUAKER**  
RESIDENTIAL WINDOWS & DOORS

Find the authorized Quaker dealer nearest you at:  
[www.QuakerWindows.com](http://www.QuakerWindows.com)

*Build it better with concrete!  
Our family's way of life!*



From new home construction to a new patio or driveway we are here for all of your concrete needs. We carry a wide range of colored and decorative concrete products for customizing your every need.

Give us a call today!!



**Wieberg**



**Red-E-Mix, Inc.**

Meta Plant  
573-229-4886

Vichy Plant  
573-299-4222